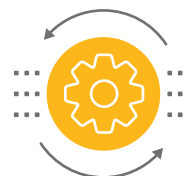


# Balance

# 2500 EC

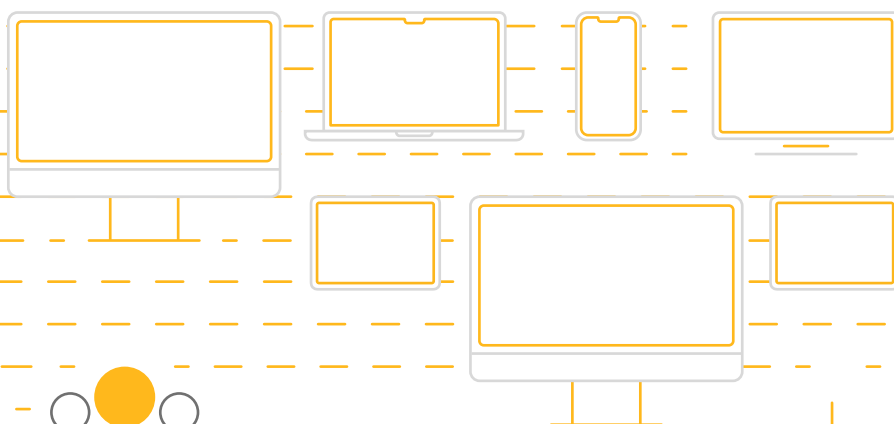
Edge Computing at Its Peak.

**TAA**  
COMPLIANT



# More than Triple the Speed

Bring 30 Gbps throughput to your network and provide a smooth stutter-free experience to your users.



# A High Performing Powerhouse

The Balance 2500 EC is made to easily support over 10000 concurrent users. Provide connection to an entire region with a single device.



## Dual Power Supplies

The device supports two hot swappable power supplies, which means you can connect a backup power source to keep your network running in the case of a power failure.

python™ docker KVM

## The Premier choice for Edge Computing



Edge computing improves speeds by processing data locally before sending it back to your headquarters. And with 1 TB of built in storage, this allows the Balance 2500 EC to handle whatever you throw at it.

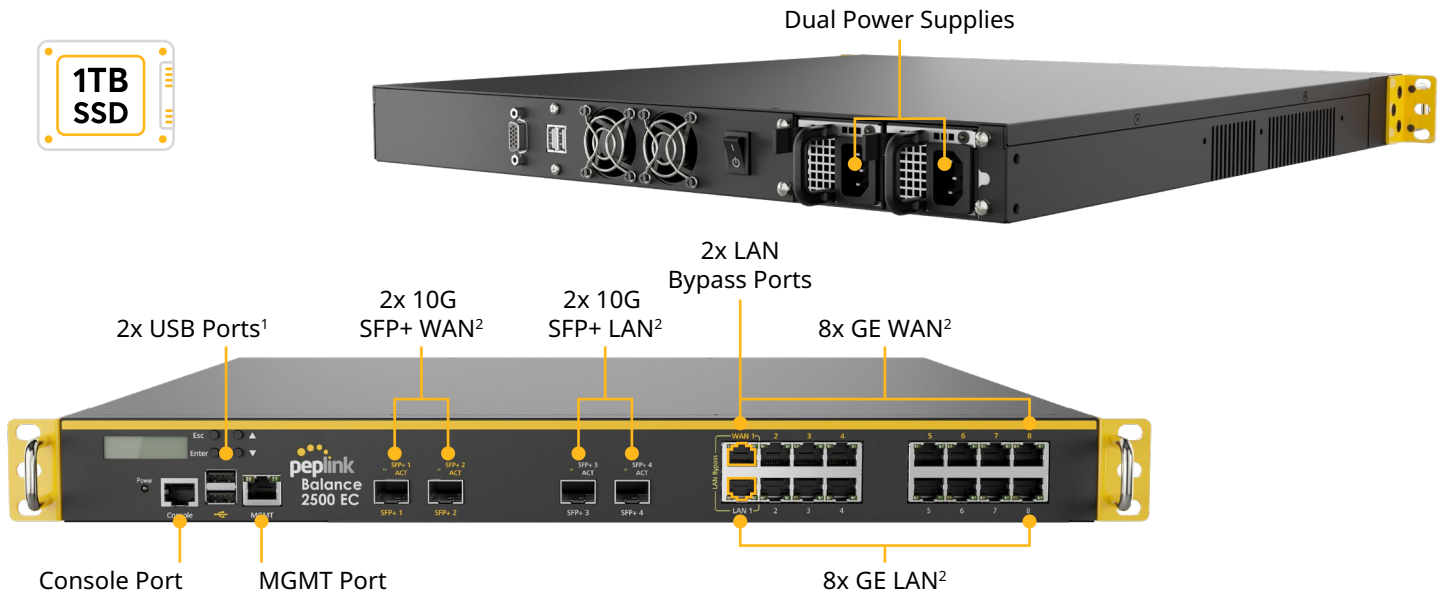


## WAN Ports for All Your Needs

With up to 20 WAN ports available, take full advantage of SpeedFusion without ever worrying about hitting a bandwidth cap.



# Balance 2500 EC



## Specifications

<b>WAN Interface</b>	Up to 16 (GE) <sup>2</sup> Up to 4x 10G SFP+ <sup>2</sup> 1x USB Interface	<b>LAN Bypass</b>	Yes
<b>LAN Interface</b>	Up to 16 (GE) <sup>2</sup> Up to 4x 10G SFP+ <sup>2</sup>	<b>Remote User Access</b>	Yes
<b>Router Throughput</b>	30 Gbps	<b>LACP (802.3ad) NIC Bonding</b>	Yes
<b>SpeedFusion VPN Throughput</b> - No Encryption - 256-bit AES	10 Gbps 10 Gbps	<b>Dual Hot Swap Power Supply</b>	Yes
<b>Recommended Users</b>	10000 - 20000+	<b>1U Rack-mount</b>	Yes
<b>Number of SpeedFusion VPN Peers</b>	4000	<b>Power Input</b>	AC Input 100V - 240V
<b>Maximum Number of AP Supported</b>	1500	<b>Power Consumption</b>	65W (nominal), 150W (max.)
<b>SpeedFusion Features</b>	Hot Failover, WAN Smoothing, Bandwidth Bonding	<b>Dimensions</b>	17.2 x 18.5 x 1.7 inches / 438 x 470 x 44mm
<b>Central Management</b>	InControl 2	<b>Weight</b>	19.2 pounds / 8.7 kg
<b>Drop-In Mode</b>	Yes	<b>Operating Temperature</b>	32°- 104° F / 0°- 40° C
<b>High Availability</b>	Yes	<b>Humidity</b>	10% to 90% (non-condensing)
<b>Content Filtering</b>	Full	<b>Certifications</b>	FCC, CE, RoHS
<b>Pepwave AP Series Management</b>	Yes	<b>Package Content</b>	1x Balance 2500 EC 2x Power Cords 2x Rack Unit Rails 1 Pair of Mounting Brackets
<b>Remote AP &amp; Multiple Config Profiles Management</b>	Yes	<b>Warranty</b>	1-Year Limited Warranty

<sup>1</sup> Only one USB WAN port can be used at a time.

<sup>2</sup> SFP+ 1&2 and WAN 1-8 are configured as WAN ports ; SFP+ 3&4 and LAN1-8 are configured as LAN ports by default, configuration is changeable on the Web Admin.

<sup>3</sup> Certification pending.

The power switch, VGA port & USB ports at the back of the device are disabled.

Specifications are subject to change without notice.

## Ordering Information

---

Product Code	Description
BPL-2500-EC	Balance 2500 EC, 1TB SSD
BPL-2500-EC-IC	Balance 2500 EC, 1TB SSD (Supported Self-hosted InControl 2 Appliance)

## Featured Add-on

---

Product Code	Description
SVL-730	EssentialCare (1-Year) for Balance 2500 EC
SVL-612	EssentialCare (2-Year) for Balance 2500 EC
PSC-190	SmartCare (1-Year) for Balance 2500 EC
PSC-390	SmartCare (3-Year) for Balance 2500 EC